



































































Frances Line x3 HRR

Lap	Time	Speed		Places +/-
Phil SUTHERLAND				
Lap 1	22:11	37.8		+3
Lap 2	22:37	37.1		+7
Lap 3	21:56	38.2		-27
Duncan CAMERON				
Lap 1	22:13	37.7		+13
Lap 2	22:36	37.1		-1
Lap 3	21:57	38.2		-28
Ricky BLADE				
Lap 1	22:13	37.7		+15
Lap 2	22:35	37.1		-11
Lap 3	21:59	38.1		-19
Belinda FULLER				
Lap 1	22:11	37.8		-
Lap 2	22:37	37.1		+7
Lap 3	21:59	38.1		-21
Mike WILKINSON				
Lap 1	22:11	37.8		+4
Lap 2	22:37	37.1		+7
Lap 3	21:59	38.2		-24
Andy CURTIS-CODY				
Lap 1	22:12	37.8		+6
Lap 2	22:37	37.1		+8
Lap 3	21:59	38.2		-26
Emily LUTYENS				
Lap 1	22:13	37.7		+14
Lap 2	22:34	37.2		-14
Lap 3	22:01	38.1		-11
Bill VAN WOERKOM				
Lap 1	22:12	37.8		+5
Lap 2	22:37	37.1		+8
Lap 3	22:00	38.1		-23
David HODDER				
Lap 1	24:36	34.1		+2
Lap 2	24:31	34.2		-1
Lap 3	23:43	35.4		+3
Andrew LINTON				
Lap 1	22:13	37.7		+12
Lap 2	22:35	37.1		-4
Lap 3	22:01	38.1		-16
Paul WALLACE				
Lap 1	22:13	37.8		+10
Lap 2	22:35	37.1		-4
Lap 3	22:02	38.1		-13























Frances Line x3 HRR

Lap	Time	Speed		Places +/-
Lawrence KENT				
Lap 1	22:11	37.8		+2
Lap 2	22:36	37.1		-1
Lap 3	22:03	38.0		-7
Rex DOWDING				
Lap 1	24:36	34.1		+7
Lap 2	24:30	34.2		-5
Lap 3	23:44	35.3		+6
Daniel JAQUES				
Lap 1	22:12	37.8		+8
Lap 2	22:35	37.1		-6
Lap 3	22:04	38.0		-6
Donna BURKHART				
Lap 1	24:37	34.1		+8
Lap 2	24:31	34.2		-2
Lap 3	23:44	35.3		+4
Stephen HANNAM				
Lap 1	24:37	34.1		+11
Lap 2	24:31	34.2		-3
Lap 3	23:43	35.3		+3
Craig MANGIN				
Lap 1	22:12	37.8		+7
Lap 2	22:36	37.1		+2
Lap 3	22:04	38.0		-10
John ALLEN				
Lap 1	24:36	34.1		+5
Lap 2	24:31	34.2		-1
Lap 3	23:46	35.3		+9
Stephen BROWN				
Lap 1	24:35	34.1		-
Lap 2	24:34	34.1		+10
Lap 3	23:45	35.3		+4
Josh VAN WOERKOM				
Lap 1	22:11	37.8		+1
Lap 2	22:37	37.1		+4
Lap 3	22:07	37.9		-3
Roger FOOTE				
Lap 1	24:35	34.1		+1
Lap 2	24:34	34.1		+11
Lap 3	23:46	35.3		+4
Michael CLINTON-BAKER				
Lap 1	26:43	31.4		-
Lap 2	27:22	30.6		-
Lap 3	25:56	32.3		+21

Frances Line x3 HRR

Lap	Time	Speed		Places +/-
Julie MILLAR				
Lap 1	24:37	34.1		+9
Lap 2	24:31	34.2		-2
Lap 3	23:56	35.0		+11
Mark JERLING				
Lap 1	26:43	31.4		+1
Lap 2	27:22	30.6		+1
Lap 3	25:59	32.3		+21
Jorge SANDOVAL				
Lap 1	24:36	34.1		+3
Lap 2	24:31	34.2		+2
Lap 3	23:59	35.0		+15
Neil HENDERSON				
Lap 1	24:36	34.1		+6
Lap 2	24:33	34.2		+5
Lap 3	24:47	33.8		+10
Lesley MOUAT				
Lap 1	22:12	37.8		+9
Lap 2	22:35	37.1		-6
Lap 3	23:21	35.9		+6
Anil RAMAN				
Lap 1	26:43	31.4		+2
Lap 2	27:22	30.6		-1
Lap 3	27:10	30.9		+26
Caleb ROBERTS				
Lap 1	24:37	34.1		+10
Lap 2	24:30	34.2		-7
Lap 3	25:14	33.2		+21
Derek ROBERTS				
Lap 1	20:25	41.1		+2
Lap 2	21:10	39.6		+6
Lap 3	21:01	39.9		-12
Dominic GREEN				
Lap 1	20:25	41.1		+4
Lap 2	21:08	39.7		-1
Lap 3	21:03	39.9		-6
Peter JAMES				
Lap 1	20:26	41.0		+9
Lap 2	21:08	39.7		-5
Lap 3	21:03	39.8		-6
Richard VAN LENT				
Lap 1	20:25	41.1		+5
Lap 2	21:08	39.7		-4
Lap 3	21:04	39.8		-2

Frances Line x3 HRR

Lap	Time	Speed		Places +/-
Devan SIMMONDS				
Lap 1	20:26	41.0		+8
Lap 2	21:09	39.7		+1
Lap 3	21:04	39.8		-9
Ben KNIGHT				
Lap 1	20:24	41.1		-
Lap 2	21:11	39.6		+10
Lap 3	21:05	39.8		-9
Erik D'ARBOIS				
Lap 1	20:25	41.1		+1
Lap 2	21:09	39.7		+1
Lap 3	21:07	39.7		-
Andrew OSMOND				
Lap 1	20:26	41.1		+7
Lap 2	21:09	39.7		-
Lap 3	21:07	39.7		-4
Gareth PRICE				
Lap 1	20:25	41.1		+3
Lap 2	21:09	39.6		+3
Lap 3	21:11	39.6		-2
Simon BUTLER				
Lap 1	20:26	41.0		+10
Lap 2	21:08	39.7		-5
Lap 3	21:16	39.4		-
Simon PUMFREY				
Lap 1	20:25	41.1		+6
Lap 2	21:07	39.7		-6
Lap 3	21:20	39.3		+6
Finn ROBERTS				
Lap 1	24:37	34.1		+12
Lap 2	24:29	34.2		-12
Lap 3	28:48	29.1		+36
Earle WHITCOMBE				
Lap 1	24:36	34.1		+4
Lap 2	24:33	34.2		+5
Lap 3	31:42	26.4		+28
Mark LANGLANDS				
Lap 1	21:19	39.3		-
Lap 2	22:38	37.1		-
Lap 3	23:50	35.2		-2
Terry BLACKBURN				
Lap 1	22:13	37.8		+11
Lap 2	26:14	32.0		+4
Lap 3	28:51	29.1		+11

Frances Line x3 HRR

Lap	Time	Speed		Places +/-
David HANCOCK				
Lap 1	26:43	31.4	🏆	+3
Lap 2	27:28	30.5	🏆	-
Dave DRUMMOND				
Lap 1	20:26	41.0	🏆	-
Karen BLADE				
Lap 1	28:40	29.3	🏆	-
Kate SPEEDY				
Lap 1	28:40	29.3	🏆	+1
Jono DIDSBURY				
Lap 1	30:14	27.7	🏆	+2
Annabelle SMITH				
Lap 1	31:37	26.5	🏆	+3
Lucy STEVENS				
Lap 1	31:40	26.5	🏆	+4