


Upper Manaia Short Course x5 HRR

Lap	Time	Speed	Places +/-
Neil HENDERSON			
Lap 1	12:57	32.7	+4
Lap 2	12:51	32.9	-4
Lap 3	12:50	33.0	-
Lap 4	12:52	32.9	-
Lap 5	13:13	32.0	-
Lap 6	12:46	33.1	-
Anil RAMAN			
Lap 1	12:57	32.7	+3
Lap 2	12:52	32.9	-2
Lap 3	12:50	33.0	-
Lap 4	12:52	32.9	+1
Lap 5	13:13	32.0	-1
Lap 6	12:49	33.0	-
Kevin MACKAY			
Lap 1	12:57	32.7	-
Lap 2	12:52	32.9	+3
Lap 3	12:50	33.0	-1
Lap 4	12:51	32.9	-1
Lap 5	13:54	30.4	+1
Lap 6	14:21	29.5	-
Ricky BLADE			
Lap 1	11:45	36.0	+4
Lap 2	11:58	35.3	-4
Lap 3	11:40	36.3	-
Lap 4	11:29	36.8	-7
Lap 5	12:01	35.2	-
Lap 6	11:37	36.4	-4
Stephen BROWN			
Lap 1	13:00	32.5	-1
Lap 2	12:42	33.3	-
Lap 3	12:40	33.4	-
Lap 4	12:30	33.8	+7
Lap 5	12:00	35.2	-9
Lap 6	11:39	36.3	-
Belinda FULLER			
Lap 1	11:44	36.1	+1
Lap 2	11:58	35.4	-2
Lap 3	11:41	36.2	-
Lap 4	11:30	36.8	-5
Lap 5	12:01	35.2	+1
Lap 6	11:39	36.3	-4
Andy CURTIS-CODY			
Lap 1	11:44	36.0	+2
Lap 2	11:59	35.3	-
Lap 3	11:39	36.3	-4
Lap 4	11:30	36.8	-2
Lap 5	12:01	35.2	-5



Upper Manaia Short Course x5 HRR

Lap	Time	Speed	Places +/-
Lap 6	11:39	36.3	+1
Stephen HANNAM			
Lap 1	13:01	32.5	+1
Lap 2	12:42	33.3	-1
Lap 3	12:40	33.4	-
Lap 4	12:30	33.9	+4
Lap 5	12:02	35.2	-
Lap 6	11:42	36.2	-4
Derek & Peter COX & JONES			
Lap 1	11:44	36.1	-
Lap 2	11:58	35.4	-3
Lap 3	11:40	36.2	-1
Lap 4	11:30	36.8	-4
Lap 5	12:01	35.2	-3
Lap 6	11:43	36.1	+5
Terry BLACKBURN			
Lap 1	11:45	36.0	+3
Lap 2	11:57	35.4	-5
Lap 3	11:40	36.2	-1
Lap 4	11:31	36.7	+1
Lap 5	12:01	35.2	-6
Lap 6	11:43	36.1	+3
Lesley MOUAT			
Lap 1	11:45	36.0	+5
Lap 2	11:59	35.3	-4
Lap 3	11:40	36.3	-
Lap 4	11:29	36.8	-6
Lap 5	12:01	35.2	-1
Lap 6	11:43	36.1	+2
Jorge SANDOVAL			
Lap 1	13:01	32.5	-
Lap 2	12:43	33.3	+2
Lap 3	12:40	33.4	-
Lap 4	12:30	33.8	+6
Lap 5	12:01	35.2	-5
Lap 6	11:43	36.1	+1
Todd JENKINSON			
Lap 1	13:01	32.5	+2
Lap 2	12:42	33.3	-1
Lap 3	12:40	33.4	-
Lap 4	12:30	33.8	+6
Lap 5	12:01	35.2	-2
Lap 6	11:42	36.2	-
John GIBBONS			
Lap 1	12:57	32.7	+2
Lap 2	12:53	32.8	+2
Lap 3	13:43	30.8	-
Lap 4	14:35	29.0	-1



Upper Manaia Short Course x5 HRR

Lap	Time	Speed		Places +/-
Lap 5	14:46	28.6		+11
Lap 6	14:35	29.0		-1



Greg BAILLIE

Lap 1	12:57	32.7		+1
Lap 2	12:52	32.9		+1
Lap 3	13:44	30.8		+1
Lap 4	14:36	29.0		+1
Lap 5	14:46	28.6		+9
Lap 6	14:35	29.0		+1



Eddy KUIPERS

Lap 1	11:48	35.8		+2
Lap 2	11:26	37.0		+1
Lap 3	11:24	37.1		-2
Lap 4	11:17	37.5		-3
Lap 5	11:26	37.0		-2
Lap 6	11:13	37.7		-1



Dave DRUMMOND

Lap 1	11:48	35.8		-
Lap 2	11:26	37.0		-
Lap 3	11:24	37.1		+2
Lap 4	11:17	37.5		-6
Lap 5	11:27	37.0		+2
Lap 6	11:13	37.7		-2

Robert GRAHAM

Lap 1	11:48	35.8		+1
Lap 2	11:26	37.0		-
Lap 3	11:24	37.1		-1
Lap 4	11:17	37.5		-3
Lap 5	11:26	37.0		-
Lap 6	11:15	37.6		-


Mike WILKINSON

Lap 1	11:49	35.8		+3
Lap 2	11:26	37.0		-1
Lap 3	11:24	37.1		+1
Lap 4	11:17	37.5		-4
Lap 5	11:26	37.0		-
Lap 6	11:23	37.2		-1


Mark LANGLANDS

Lap 1	10:16	41.2		+1
Lap 2	10:45	39.4		-1
Lap 3	10:46	39.3		-
Lap 4	11:03	38.3		-3
Lap 5	11:12	37.8		-1
Lap 6	11:10	37.9		-1



Ray HASTE

Lap 1	14:13	29.7		+5
Lap 2	12:40	33.4		-
Lap 3	13:17	31.8		-



Upper Manaia Short Course x5 HRR

Lap	Time	Speed		Places +/-
Lap 4	14:30	29.2		-
Lap 5	15:18	27.6		+10
Lap 6	15:28	27.4		+5



Jurjen GEERTS

Lap 1	10:16	41.2		-
Lap 2	11:40	36.3		+1
Lap 3	11:32	36.7		-
Lap 4	11:50	35.8		-
Lap 5	11:26	37.0		-4
Lap 6	11:33	36.7		-



David HODDER

Lap 1	14:12	29.8		+5
Lap 2	14:17	29.6		+6
Lap 3	14:17	29.6		+1
Lap 4	14:23	29.4		+5
Lap 5	14:11	29.8		-
Lap 6	13:27	31.4		-2



Duncan ELLIS

Lap 1	20:12	20.9		+11
Lap 2	14:18	29.6		+8
Lap 3	14:17	29.6		-2
Lap 4	14:23	29.4		+5
Lap 5	14:11	29.8		-
Lap 6	13:56	30.4		+1



Kirsten GOODIN

Lap 1	13:08	32.2		+3
Lap 2	14:13	29.7		-
Lap 3	14:05	30.1		+6
Lap 4	14:37	28.9		+4
Lap 5	15:18	27.7		+3
Lap 6	13:56	30.4		+1


Andrew BOND

Lap 1	14:14	29.7		+6
Lap 2	14:15	29.7		+4
Lap 3	14:17	29.6		+1
Lap 4	14:23	29.4		+5
Lap 5	14:12	29.8		+2
Lap 6	13:56	30.4		-


















Dominic GREEN

Lap 1	12:32	33.8		-
Lap 2	12:29	33.9		-
Lap 3	11:52	35.7		-
Lap 4	12:01	35.2		-
Lap 5	11:42	36.2		-1

Erik D'ARBOIS

Lap 1	11:11	37.8		-1
Lap 2	12:06	35.0		-
Lap 3	12:36	33.6		-

Upper Manaia Short Course x5 HRR

Lap	Time	Speed		Places +/-
Lap 4	12:54	32.8		-
Leroux VAN DER LEEK				
Lap 1	14:24	29.4		-
Lap 2	13:36	31.1		-
Lap 3	13:08	32.2		-
Rex DOWDING				
Lap 1	14:25	29.3		+2
Lap 2	13:36	31.1		-
Lap 3	13:23	31.6		-1
Scarlet MCCALLUM				
Lap 1	14:26	29.3		+4
Lap 2	13:36	31.1		-1
Lap 3	13:24	31.6		-1
Douglas MACLACHLAN				
Lap 1	14:27	29.3		+7
Lap 2	13:36	31.1		-1
Lap 3	13:24	31.6		-3
Francois VAN DER LEEK				
Lap 1	14:25	29.3		+1
Lap 2	13:36	31.1		-
Lap 3	13:26	31.5		+3
Sophie GOODIN				
Lap 1	14:26	29.3		+5
Lap 2	13:36	31.1		-1
Lap 3	13:28	31.4		+1
Jaimie BLACKBURN				
Lap 1	14:27	29.3		+6
Lap 2	13:36	31.1		-1
Lap 3	13:30	31.3		+1
Karen BLADE				
Lap 1	14:26	29.3		+3
Lap 2	13:41	30.9		+4
Lap 3	14:50	28.5		-